

1 - White Belt

Hot Cross Buns

2 measures (8 beats) introduction
on recording

Traditional

Hot cross buns! Hot cross buns!

One a pen-ny, two a pen-ny, hot cross buns!

New things to learn for the White Belt song:

	half note = 2 beats		time signature =		half rest =
	quarter note = 1 beat		4 beats in each measure		2 beats of silence

new notes:

G	A	B

counting:

1	2	3	4

2 – Yellow Belt

Gently Sleep

2 measures (8 beats) introduction
on recording

Traditional
lyrics by Barb Philipak



Gent-ly sleep, my sweet child. Gent-ly sleep, with that smile.



Gent - ly sleep, lit - tle one. Gent - ly sleep, day is done.

New thing to learn for the Yellow Belt song:

' **breath mark** When you see this symbol, take a breath.
Try only to take a breath every two measures.

3 - Orange Belt

Merrily We Roll Along

2 measures (8 beats) introduction
on recording

Traditional

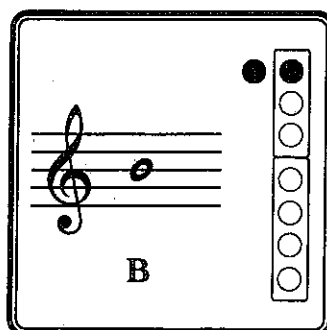
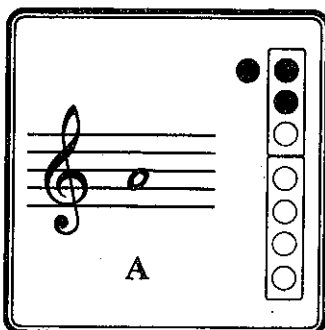
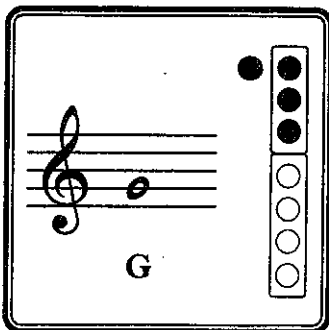


Mer - ri - ly we roll a - long, roll a - long, roll a - long.



Mer - ri - ly we roll a - long, o'er the deep blue sea.

to review:



4 - Green Belt

It's Raining

7 beats introduction
on recording

Traditional



It's rain - ing, it's pour - ing, the



old man is snor - ing. Went to bed and he



bumped his head and he could-n't get up in the morn - ing.

New things to learn for the Green Belt song:

new rhythm:

two eighth notes = 1 beat
(Each single eighth note gets 1/2 beat.)

new note:

4
4

counting:

Old MacDonald Had A Farm

4 measures (16 beats) introduction
on recording

Traditional

Old Mac-Don-ald had a farm. E - I - E - I - O.

O. And on that farm he had some chicks.

E - I - E - I - O. With a chick chick here. And a

chick chick there. Here a chick, there a chick. Ev'-ry-where a chick chick.

Old Mac-Don-ald had a farm. E - I - E - I - O.

New things to learn for the Purple Belt song:

quarter rest = 1 beat of silence

dotted half note = 3 beats
(A dot after a note gets half the value of that note and makes it that much longer.)


D

new note

When The Saints Go Marching In

5 beats introduction
on recording

Traditional



Oh, when the saints _____ go march-ing in, _____



— oh, when the saints go march - ing in. _____




— Oh, I want to be in that num - ber, _____



— when the saints go march - ing in. _____

New things to learn for the Blue Belt song:

A **tie**  is a curved line which connects notes of the same pitch. Only the first note is played and then it is held for the total value of the connected notes.




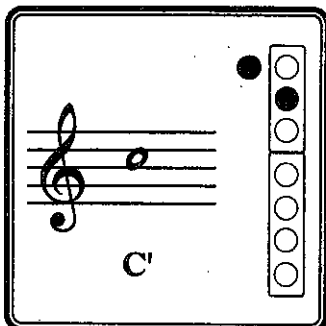
1 2 3 - 1 2



1 2 3 4 - 1

new rhythm:  whole note = 4 beats

new notes:



7 – Red Belt

Twinkle, Twinkle Little Star

2 measures (8 beats) introduction
on recording

Traditional



Twin-kle, twin-kle lit - tle star, how I won-der what you are.




Up a - bove the world so high, like a dia-mond in the sky!



Twin-kle, twin-kle lit - tle star, how I won-der what you are.

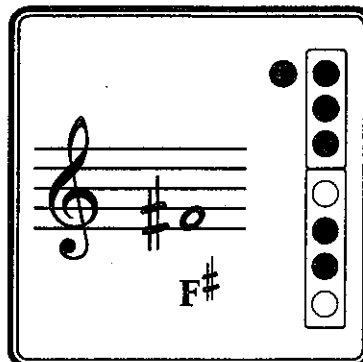
New things to learn for the Red Belt song:

key signature



These sharps (#), when placed at the beginning of a line, are for all C's and F's in the song. This is called a **key signature**. However, since there are no C's in this song, you only have to remember to play every F in this song as F#.

new
note:



Amazing Grace

5 beats introduction
on recording

Traditional

A - maz - ing — grace, how sweet the
 sound, that saved a — wretch like me. —
 — I once — was — lost, but now — am —
 found, was blind, but — now I see. —

New things to learn for the Brown Belt song:

new rhythms:

single eighth note = 1/2 beat
 Until now, you have seen two eighth notes joined together with a beam ():
 Together, two eighth notes = 1 beat.

dotted quarter note = 1 1/2 beats
 Again, the dot adds half the value of that note
 and makes it longer.

1 + 1/2 = 1 1/2 beats

A **fermata** placed above a note means that the note is held a little longer
 than its usual count.

time signature The top number tells us that there are only three beats in each
 measure.


counting

9 – Black Belt

Ode To Joy

2 measures (8 beats) introduction
on recording

Ludwig van Beethoven



Ludwig van Beethoven

When The Saints Go Marching In


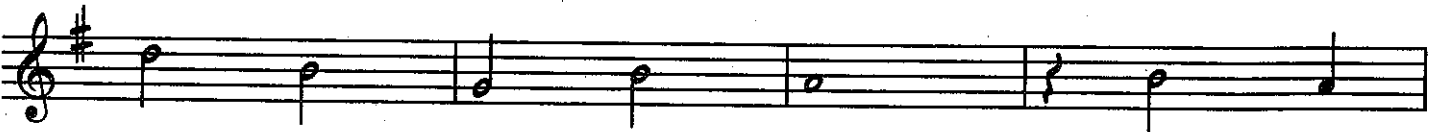
Traditional
arr. M. C. Handel/Paul Jennings

MODERATE DIXIELAND (♩=138)

DRUM FILL -----

(OPT.)

PLAY



POCO RIT.

Amazing Grace

Traditional
adapted by M. C. Handel
arr. Paul Jennings

EXPRESSIVELY ($\text{♩} = 66$)

7

mf

9

17

25

RIT.

Ode To Joy

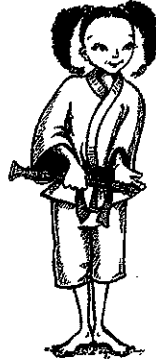
JOYOUSLY (♩=104-108)

Ludwig van Beethoven
arr. M. C. Handel/Paul Jennings

The musical score is written in treble clef with a key signature of one sharp (F#) and a 4/4 time signature. It consists of seven staves of music. The first staff shows the beginning of the piece with a key signature change to one sharp and a tempo marking of 'JOYOUSLY (♩=104-108)'. Above the staff are handwritten markings: a '2' above the first measure, a circled '3' above the second measure, and a '6' above the sixth measure. The second staff begins with a circled '9' and a dynamic marking of *f*. The third staff continues the melody. The fourth staff begins with a circled '17' and a dynamic marking of *mf*. The fifth staff features a first and second ending bracketed over the final two measures. The sixth staff begins with a circled '26'. The seventh staff concludes the piece with a circled '31' and a dynamic marking of *mf*. The score includes various musical notations such as notes, rests, and bar lines.

Recorder Karate Belts

White Belt



Hot Cross Buns

Yellow Belt




Gently Sleep

Brown Belt



Amazing Grace

Black Belt



Ode To Joy

Orange Belt



Merrily We Roll Along

Red Belt



Twinkle, Twinkle
Little Star

Blue Belt



When The Saints
Go Marching In

Purple Belt



Old MacDonald
Had A Farm

Green Belt



It's Raining



Do you want more songs for your Plank Road playlist? You can hear and purchase all your favorites - including some recorder tunes - at

K8 KIDTUNES
MUSICK8KIDS.COM